



**Mentone Ukes
February 17, 2024 Session**

**Ray Gower Presents:
“12-bar Blues with Shuffle-Strum”**

I	I	I	I
IV	IV	I	I
V	IV	I	I

12 BAR
BLUES
CHORD
PROGRESSION

(V)

EXAMPLES —

'C'

C	C	C	C
F	F	C	C
G	F	C	C

(G)

'G'

G	G	G	G
C	C	G	G
D	G	C	C

(D)

ADE
DGA
ETC

SOME OPTIONS

1ST LINE

I	IV	I	I
---	----	---	---

3RD LINE

V	IV	I	V
---	----	---	---

V	VI	I	I
---	----	---	---

* PLAN TO USE 7TH CHORDS IN MOST
BLUES SONGS - THEY SOUND
BLUES-IER

Chords In All Major Keys

Major Keys	I	ii	iii	IV	V	vi	vii ^o
C	C	Dm	Em	F	G	Am	B^o
C#	C#	D#m	E#m	F#	G#	A#m	B#^o
D^b	D^b	E^bm	Fm	G^b	A^b	B^bm	C^o
D	D	Em	F#m	G	A	Bm	C#^o
E^b	E^b	Fm	Gm	A^b	B^b	Cm	D^o
E	E	F#m	G#m	A	B	C#m	D#^o
F	F	Gm	Am	B^b	C	Dm	E^o
F#	F#	G#m	A#m	B	C#	D#m	E#^o
G^b	G^b	A^bm	B^bm	C^b	D^b	E^bm	F^o
G	G	Am	Bm	C	D	Em	F#^o
A^b	A^b	B^bm	Cm	D^b	E^b	Fm	G^o
A	A	Bm	C#m	D	E	F#m	G#^o
B^b	B^b	Cm	Dm	E^b	F	Gm	A^o
B	B	C#m	D#m	E	F#	G#m	A#^o

The chord chart above lists all the common triads belonging to each key. Roman numerals indicate each chord's position relative to the scale.

WARM-UP SONG

Sweet Home Chicago – 12-Bar Blues Progression

Strum pattern: **du DU du DU** (4 beats/chord,
except as noted
by / per beat)

C C C C
F F C C
G7 F C C

Intro: [G7] [F] [C] [C//] [G7]

[C] Come on, **[C]** Baby don't ya' wanna **[C]** go? **[C]**

[F] Come on, **[F]** Baby don't ya' wanna **[C]** go? **[C]**

[G7] Back to that same ol' place, **[F]** Sweet Home **[C]** Chicago. **[C//] [G7//]**

[C] Come on, **[C]** Baby don't ya' wanna **[C]** go? **[C]**

[F] Come on, **[F]** Baby don't ya' wanna **[C]** go? **[C]**

[G7] Back to that same ol' place, **[F]** Sweet Home **[C]** Chicago. **[C//] [G7//]**

Break:

[G7//] One and one is two.

[F//] Six and two is eight.

[C//] Come on, baby, don't ya' make me late!

[F] Hideehaay, **[F]** Baby don't ya' wanna **[C]** go? **[C]**

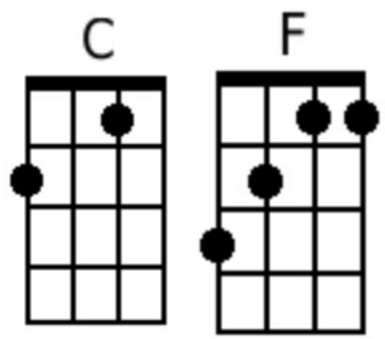
[G7] Back to that same ol' place, **[F]** Sweet Home **[C]** Chicago **[C]**

[G7] Back to that same ol' place, **[F]** Sweet Home **[C]** Chicago **[C//] [G7//] [C7//]**

BARITONE

GOOD MORNING BLUES (I)

C C C C7
 F F C C7
 G7 F C C// G7/



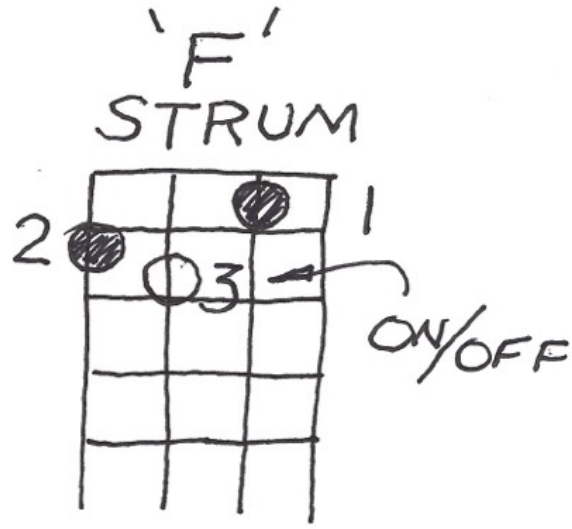
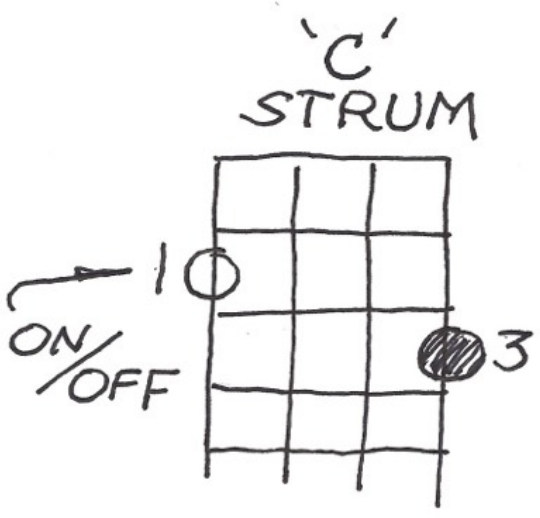
Shuffle strum on C and F (du – DU - du -DU per chord, except as noted by “/”, indicating number of strums).

Well, good [C] mornin’ Blues, [C] Blues, how do you [C] do? [C7]
 Well, good [F] mornin’ Blues, [F] Blues, how do you [C] do? [C7]
 Well, I’m [G7] doin’ all right, [F] good mornin’, how are [C] you? [C//] [G7/]

I couldn’t [C] sleep last night, was [C] turnin’ from side to [C] side. [C] [C7]
 Oh [F] Lord, I was turning, [F] turnin’ from side to [C] side. [C7]
 I [G7] wasn’t sad. I was [F] just dissatis- [F] fied. [C] [C//] [G7/]

I couldn’t [C] sleep last night, ya’ know [C] Blues walkin’ roun’ my [C] bed. [C7]
 Oh [F] Lord, the Blues was [F] walkin’ all round my [C] bed. [C7]
 I went to [G7] eat my breakfast, [F] the blues was in my [C] bread. [C//] [G7/]

Well, good [C] mornin’ Blues, [C] Blues, how do you [C] do? [C7]
 Well, good [F] mornin’ Blues, [F] Blues, how do you [C] do? [C7]
 Well, I’m [G7] doin’ all right, [F] good mornin’, how are [C] you? [C//] [G7/]



GOOD MORNING BLUES (II)

C C C C*
 F F C C*
 G7 F C C**

Shuffle strum on C and F (du – DU - du -DU per chord; * denotes four step shuffle strum; ** denotes strum/pick pattern)

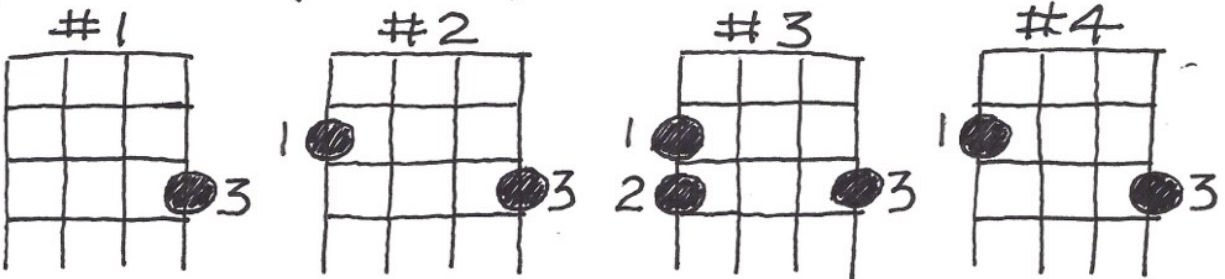
Well, good [C] mornin' Blues, [C] Blues, how do you [C] do? [C*]
 Well, good [F] mornin' Blues, [F] Blues, how do you [C] do? [C*]
 Well, I'm [G7] doin' all right, [F] good mornin', how are [C] you? [C**]

I couldn't [C] sleep last night, was [C] turnin' from side to [C] side. [C*]
 Oh [F] Lord, I was turnin', [F] turnin' from side to [C] side. [C*]
 I [G7] wasn't sad. I was [F] just dissatis- [F] fied. [C] [C**]

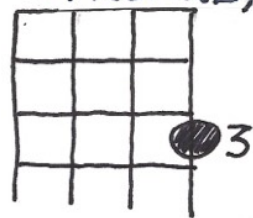
I couldn't [C] sleep last night, ya' know [C] Blues walkin' roun' my [C] bed. [C*]
 Oh [F] Lord, the Blues was [F] walkin' all round my [C] bed. [C*]
 I went to [G7] eat my breakfast, [F] the blues was in my [C] bread. [C**]

Well, good [C] mornin' Blues, [C] Blues, how do you [C] do? [C*]
 Well, good [F] mornin' Blues, [F] Blues, how do you [C] do? [C*]
 Well, I'm [G7] doin' all right, [F] good mornin', how are [C] you? [C**]

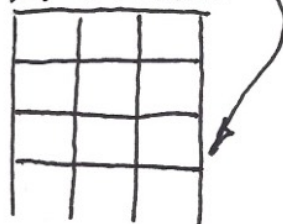
'C*' STRUM (du or DU) PER POS.



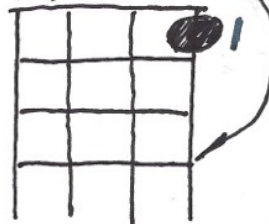
'C**' STRUM (D)



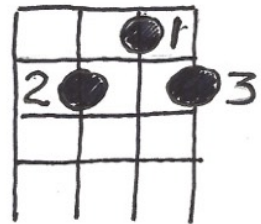
PLUCK 'A' STRING



PLUCK 'A' STRING



STRUM (D)



Sweet Home Chicago 12-Bar Blues Progression w/ Shuffle Strum

Strum pattern: du DU du DU (4 beats/chord, except as noted by "/" per beat) C C C C
 F F C C
 G7 F C C

Intro: [G7] [F] [C] [C//] [G7//]

[C] Come on, [C] Baby don't ya' wanna [C] go? [C]
 [F] Come on, [F] Baby don't ya' wanna [C] go? [C]
 [G7] Back to that same ol' place, [F] Sweet Home [C] Chicago. [C//] [G7//]

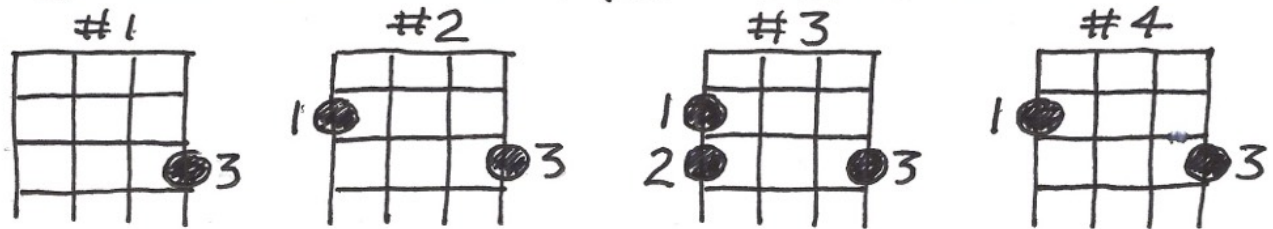
[C] Come on, [C] Baby don't ya' wanna [C] go? [C]
 [F] Come on, [F] Baby don't ya' wanna [C] go? [C]
 [G7] Back to that same ol' place, [F] Sweet Home [C] Chicago. [C//] [G7//]

Break:

[G7//] One and one is two.
 [F/] Six and two is eight.
 [C/] Come on, Baby, don't ya make me late!

[F] Hideehaay, [F] Baby don't ya' wanna [C] go? [C]
 [G7] Back to that same ol' place, [F] Sweet Home [C] Chicago [C]
 [G7] Back to that same ol' place, [F] Sweet Home [C] Chicago [C//] [G7//] [C7//]

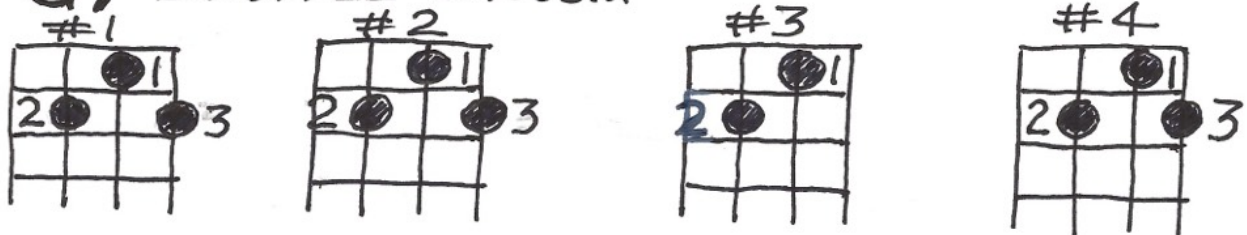
'C' SHUFFLE STRUM (du or DU) RER POS.



'F' SHUFFLE STRUM

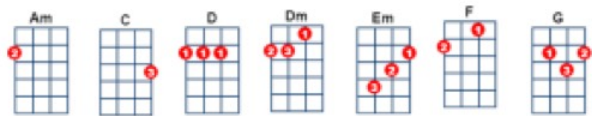


'G7' SHUFFLE STRUM



I Can Help

By Billy Swan



Shuffle strum: ie., [C] DUDU [Am] DUDU

[C] [Am] x 4 [G] [Em] x 2 [C] [Am] x 2

[C] If you got a [Am] problem, [C] don't care what [Am] it is.

[C] If you need a [Am] hand, I [C] can assure you [Am] this,

I can [F] help. [Dm] I got two strong [F] arms

[Dm] I can [C] help. [Am] [C] [Am]

It would [G7] sure do me good, to [F] do you [G7] good.

Let me [C] help. [Am] [C] [Am]

It's a fact [C] that people get [Am] lonely. [C] Ain't nothing [Am] new.

But a woman [C] like you [Am] Baby, should [C] never have the [Am] blues.

Let me [F] help. [Dm] I got two [F] strong arms.

[Dm] Let me [C] help. [Am] [C] [Am]

It would [G7] sure do me good, to [F] do you [G7] good.

Let me [C] help. [Am] [C] [Am]

[F] When I go to sleep at night

You're [G7] always a part of my [C] dream, [Am] [C] [Am]

[F] Holding me tight and [D] telling me every[G]thing I wanna hear.

[C] Don't forget me [Am] baby. All you [C] gotta do is [Am] call.

You [C] know how I feel about [Am] ya. If I can [C] do anything at [Am] all,

Let me [F] help. [Dm] If your [F] child needs a [Dm] Daddy,

I can [C] help. [Am] [C] [Am]

It would [G7] sure do me good to [F] do you [G7] good.

Let me [C] help. [Am] [C] [Am]

[C] [Am] x 4 [G] [Em] x 2 [C] [Am] x 2

[F] When I go to sleep at night

You're [G7] always a part of my [C] dream, [Am] [C] [Am]

[F] Holding me tight and [D] telling me every[G]thing I wanna hear.

[C] Don't forget me [Am] baby. All you [C] gotta do is [Am] call.

You [C] know how I feel about [Am] ya. If I can [C] do anything at [Am] all,

Let me [F] help. [Dm] If your [F] child needs a [Dm] Daddy,

I can [C] help. [Am] [C] [Am]

It would [G7] sure do me good to [F] do you [G7] good.

Let me [C] help. [Am] [C] [Am] [C-Hold]

