



MENTONE UKES

FREE Ukulele Beginners Packet

WHAT WE WILL COVER IN THIS CLASS:

- **Showing you the different sizes of the standard ukulele**
- **How to hold the ukulele**
- **How to tune the ukulele strings**
- **Identifying the parts of the ukulele**
- **How to strum and basic strumming patterns**
- **How to play a few chords and play a simple song or two**



UKULELE
"Jumping Flea"

PARTS OF THE
UKULELE:

Sound hole

Neck

Tuners

Frets

Nut

Bridge

Body

Strings

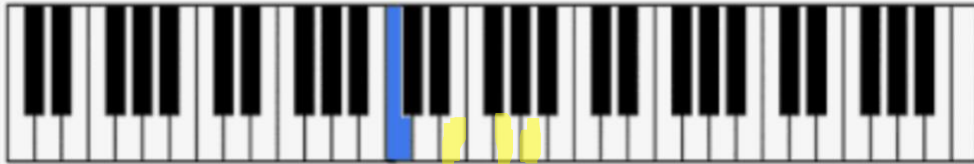
STRINGS OF THE
UKULELE

G (top) #4

C #3

E #2

A (bottom) #1



Middle C
E G A


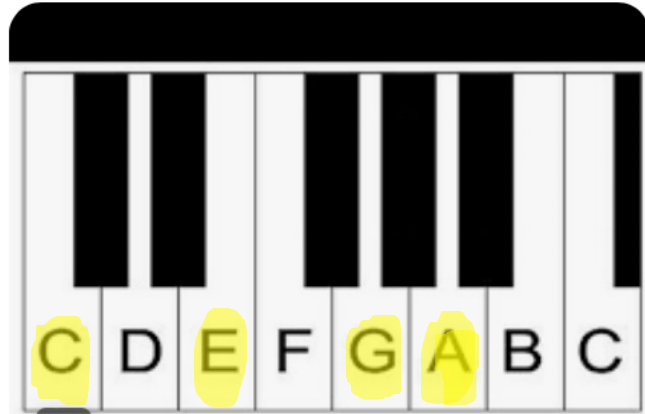
STRINGS OF THE UKULELE

G (top) #4

C #3

E #2

A (bottom) #1




Your Left hand makes the chord shapes.

We number the fingers to make it easier

to learn how to play the chord.

The thumb is marked "T."



Let's make a C Chord:

Place your 3rd finger

on the 3rd fret

of the 1st string.

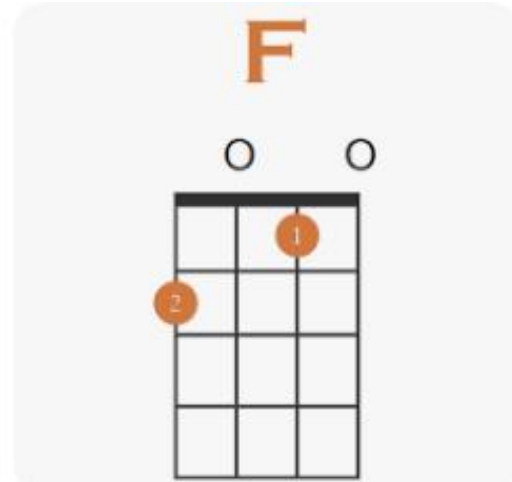
Your hand should look like this:



Congratulations! You just made your first chord!

READY TO LEARN ANOTHER CHORD?

Let's make the F Chord (This chord takes two fingers!)



Place your 1st finger
(index finger) on the 2nd
string of the 1st fret —
AND—

Place your 2nd finger
(middle finger) on the top
string of the 2nd fret

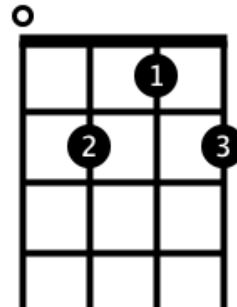
Now strum all four strings.
You just played the F
chord!

READY TO LEARN ANOTHER CHORD?

Let's make the *G7* Chord
(This chord takes three fingers!)



G7 Chord Shape



Place your 1st finger
(index finger) on the 2nd
string of the 1st fret —
AND—

Place your 2nd finger
(middle finger) on the 3rd
string of the 2nd fret —
AND—

Place your 3rd finger
(ring finger) underneath
your middle finger on
the 1st string of the 2nd
fret.

Now strum all four strings.
You just played the *G7* chord!

HOW TO STRUM YOUR UKULELE!

FIRST: STAY LOOSE!

Your Right hand

strums the strings
(Strum lightly)

Your Left hand

Makes the chord shapes
(Don't squeeze too hard)



**LET'S PRACTICE
STRUMMING!
(D = Down strum)**

D - D - D - D

1 - 2 - 3 - 4

D - D - D - D

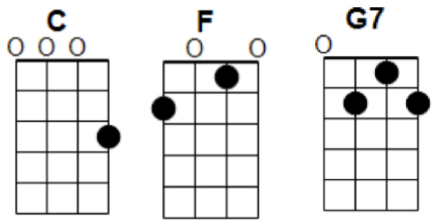
You can strum down (D) and up (U)

D U D U D U D U
1 and 2 and 3 and 4 and

A "patterned" strum example is called the Island Strum. It incorporates some "silent" strums (in red) along with strums that are played (in blue):

D U D U D U D U
1 & 2 & 3 & 4 &

The rhythm and sound of a given song tends to suggest its own strumming pattern, so learn to listen and strum accordingly. There is no wrong way to strum!



NOW IT'S TIME TO PLAY SOME SIMPLE SONGS!

HE'S GOT THE WHOLE WORLD

He's got the [C] **whole** world in His hands,
He's got the [G7] **whole** wide world in His hands,
He's got the [C] **whole** world in His hands,
He's got the [G7] **whole** world in His [C] **hands**.

ROW, ROW, ROW YOUR BOAT

[C] **Row**, row, row your boat
Gent-ly down the stream
Mer-ily, mer-ily, mer- ily, mer-ily,
[G7] **life** is but a [C] **dream**.

HAPPY BIRTHDAY!

Happy [C] **Birthday** to [G7] **You**
Happy Birthday to [C] **You**
Happy Birthday Dear [F] (**name**)
Happy [C] **Birthday** [G7] **to** [C] **You!!**

Why do we learn such simple songs? Practicing simple songs that you are familiar with helps you prepare for chord changes, keep rhythm (time) and learn how to change between chords more easily. When you have mastered these songs and these three chords you are on your way to playing any song you'd like!

Here are a few simple songs that our group plays often! Our entire catalog of songs can be found on our web site: www.mentoneukes.com and downloaded free of charge.

AMAZING GRACE

$\frac{3}{4}$ Time

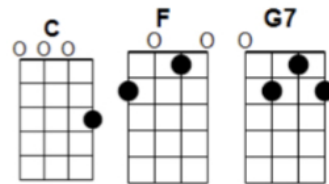
METRONOME SPEED: 91

INTRO: 3 beats each: [C] [G7] [C] [C]

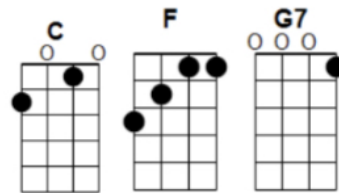
A-- [C] -mazing grace how [F] sweet the [C] sound
 That saved a wretch like [G7] me
 I [C] once was lost, but [F] now I'm [C] found
 Was blind but [G7] now I [C] see
 'Twas [C] grace that taught my [F] heart to [C] fear
 And grace my fears re-- [G7] lieved
 How [C] precious did that [F] grace a-- [C] ppear
 The hour I [G7] first be-- [C] lieved
 Through [C] many dangers, [F] toils, and [C] snares
 I have already [G7] come
 Tis [C] grace that brought me [F] safe thus [C] far
 And grace will [G7] lead me [C] home
 The [C] Lord has promised [F] good to [C] me
 His word my hope se-- [G7] cures
 He [C] will my shield and [F] portion [C] be
 As long as [G7] life en-- [C] dures
 Yes [C] when this heart and [F] flesh shall [C] fail
 and mortal life shall [G7] cease
 I [C] shall possess with—[F] in the [C] veil
 A life of [G7] joy and [C] peace.

When [C] we've been there ten [F] thousand [C] years
 Bright, shining as the [G7] sun
 We've [C] no less days to [F] sing God's [C] praise
 Than when we [G7] first [C] begun [C-STOP]

GCEA Tuning:



Baritone Tuning:



SLOOP JOHN B

METRONOME SPEED: 128

INTRO: "This is the worst trip I've ever been on!"

We [C] came on the sloop John B, My grandfather and me
Around Nassau town we did [G7] roam
Drinking all [C] night [C7], Got into a [F] fight
Well, I [C] feel so broke up, [G7] I wanna go [C] home

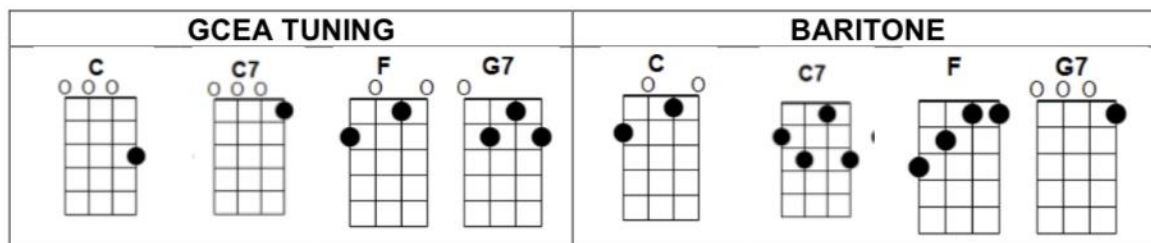
So [C] hoist up the John B's sail, see how the mainsail sets,
Call for the captain ashore, let me go [G7] home
Let me go [C] home [C7], I wanna go [F] home, yeah, yeah
Well, I [C] feel so broke up, [G7] I wanna go [C] home.

The [C] first mate, he got drunk and broke in the captain's trunk
The constable had to come and take him [G7] away
Sheriff John [C] Stone [C7], Why don't you leave me [F] alone?
Yeah, yeah, Well, I [C] feel so broke up, [G7] I wanna go [C] home

So [C] hoist up the John B's sail, see how the mainsail sets,
Call for the captain ashore, let me go [G7] home
Let me go [C] home [C7], I wanna go [F] home, yeah, yeah
Well, I [C] feel so broke up, [G7] I wanna go [C] home.

The [C] poor cook, he caught the fits and threw away all my grits
And then he took and he ate up all of my [G7] corn
Let me go [C] home [C7], Why don't they let me go [F] home, yeah yeah?
This [C] is the worst trip [G7] I've ever been [C] on!

So [C] hoist up the John B's sail, see how the mainsail sets,
Call for the captain ashore, let me go [G7] home
Let me go [C] home [C7], I wanna go [F] home, yeah, yeah
Well, I [C] feel so broke up, [G7] I wanna go [C] home. [C-STOP]



BLOWING IN THE WIND

METRONOME SPEED: 115

INTRO (no singing): [F] [G7] [C] [Am] [F] [G7] [C].... (i.e., the chorus)

SING:

[C] How many [F] roads must a [C] man walk down, before you [F] call him a [G7] man? [G7]

[C] How many [F] seas must a [C] white dove [Am] sail, be—[C]--fore she [F] sleeps in the [G7] sand? [G7]

[C] How many [F] times must the [C] cannonballs fly, before they're [F] forever [G7] banned? [G7]

The [F] answer, my [G7] friend, is [C] blowing in the [Am] wind, the [F] answer is [G7] blowing in the [C] wind. [C]

[C] How many [F] times must a [C] man look up, before he can [F] see the [G7] sky? [G7]

[C] How many [F] ears must [C] one man [Am] have, be—[C]--fore he can [F] hear people [G7] cry? [G7]

[C] How many [F] deaths will it [C] take 'till he knows, that too many [F] people have [G7] died? [G7]

The [F] answer, my [G7] friend, is [C] blowing in the [Am] wind, the [F] answer is [G7] blowing in the [C] wind. [C]

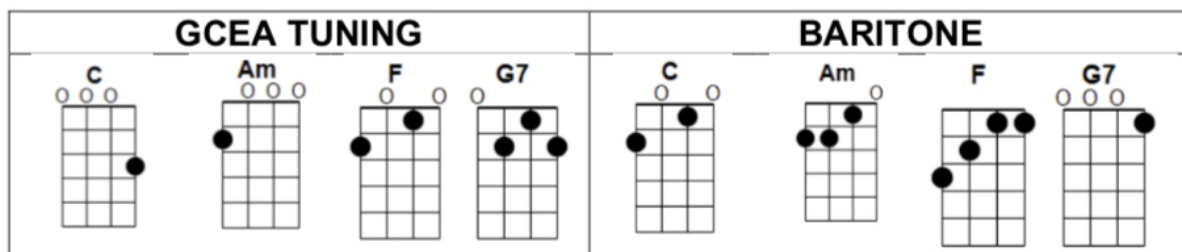
[C] How many [F] years must a [C] mountain exist, before it is [F] washed to the [G7] sea? [G7]

[C] How many [F] years can some [C] people ex—[Am] --ist, be—[C]--fore they're [F] allowed to be [G7] free? [G7]

[C] How many [F] times can a [C] man turn his head, and pretend that he [F] just doesn't [G7] see? [G7]

The [F] answer, my [G7] friend, is [C] blowing in the [Am] wind, the [F] answer is [G7] blowing in the [C] wind. [C]

The [F] answer, my [G7] friend, is [C] blowing in the [Am] wind, the [F] answer is [G7] blowing in the [C] wind. [C-STOP!]



This Land is Your Land – Woody Guthrie Arr. Pete McCarty

METRONOME SPEED: 140

INTRO: [G7- 4 beats] [G7 -4 beats] [C- 4 beats] [C7 – 4 beats]

Start singing on the 2nd count of the C7.

This land is [F] your land this land is [C] my land
 From Cali [G7]-fornia to the New York [C/C7] island
 From the redwood [F] forest to the Gulf Stream [C/Am] waters
 [G7] This land was made for you and [C/C7] me...

As I was [F] walking that ribbon of [C] highway I saw a -- [G7] bove me that
 endless [C/C7] skyway I saw be -- [F] low me that golden [C/Am] valley
 [G7] This land was made for you and [C/C7] me...

This land is [F] your land this land is [C] my land
 From Cali [G7]-fornia to the New York [C/C7] island
 From the redwood [F] forest to the Gulf Stream [C/Am] waters
 [G7] This land was made for you and [C/C7] me...

I've roamed and [F] rambled and I followed my [C] footsteps to the
 sparkling [G7] sands of Her diamond [C/C7] deserts
 and all a [F]-round me a voice was [C/Am] sounding
 [G7] This land was made for you and [C/C7] me

This land is [F] your land this land is [C] my land
 From Cali [G7]-fornia to the New York [C/C7] island
 From the redwood [F] forest to the Gulf Stream [C/Am] waters
 [G7] This land was made for you and [C/F] me... [C stop]

GCEA TUNING	BARITONE
<div style="display: flex; justify-content: space-around; align-items: flex-start;"> <div style="text-align: center;"> <p>F</p> </div> <div style="text-align: center;"> <p>G7</p> </div> <div style="text-align: center;"> <p>C7</p> </div> <div style="text-align: center;"> <p>Am</p> </div> <div style="text-align: center;"> <p>C</p> </div> </div>	<div style="display: flex; justify-content: space-around; align-items: flex-start;"> <div style="text-align: center;"> <p>F</p> </div> <div style="text-align: center;"> <p>G7</p> </div> <div style="text-align: center;"> <p>C7</p> </div> <div style="text-align: center;"> <p>Am</p> </div> <div style="text-align: center;"> <p>C</p> </div> </div>