

Barbara Ann by The Beach Boys
(Strumming pattern: **D-D-D -DU-U-U-DUDU**)

D - D - D - D U - U - U D U D U
1 & 2 & 3 & 4 & 1 & 2 & 3 & 4 &

INTRO/CHORUS:

A-capella: Ba-ba-ba Ba-ba-ber-Ann
Ba-ba-ba Ba-ba-ber-Ann

Ba-ber- [**G**] -Ann [*BA-BA-BA BA-BA-BER ANN*]
Take my [**C**] hand [*BA-BA-BA BA-BA-BER ANN*]
Bar-ber – [**G**] -Ann [*BA-BA-BA BA-BA-BER ANN*]

You got me [**D-hang**] rockin and a-rollin
[**C-hang**] rockin' and a-reelin
Ba-ber- [**G**] -Ann [*BA-BA-BA BA-BA-BER ANN*]

VERSE 1:

[**G hang**] Went to a dance —
[**G hang**] lookin for romance —
[**G hang**] Saw Barbara Ann so I
[**G hang**] thought I'd take a chance with
Ba- ber [**C**] Ann [*BA-BA-BA BA-BA-BER ANN*]
Take my [**G**] hand [*BA-BA-BA BA-BA-BER ANN*]

You got me [**D hang**] rockin and a-rollin
[**C hang**] rockin and a reelin
Bar-ber – [**G**] -Ann [*BA-BA-BA BA-BA-BER ANN*]

CHORUS:

A-capella: Ba-ba-ba Ba-ba-ber-Ann
Ba-ba-ba Ba-ba-ber-Ann

Ba-ber- [**G**] -Ann [*BA-BA-BA BA-BA-BER ANN*]
Take my [**C**] hand [*BA-BA-BA BA-BA-BER ANN*]
Bar-ber – [**G**] -Ann [*BA-BA-BA BA-BA-BER ANN*]

You got me [**D hang**] rockin and a-rollin
[**C hang**] rockin' and a-reelin
Ba-ber- [**G**] -Ann [*BA-BA-BA BA-BA-BER ANN*]

12-BAR BLUES INSTRUMENTAL:

(Strumming Pattern: **DU DU DU DU**) Add shuffle strums if you'd like!

G - - - C - G - D C G -

VERSE 2:

[**G hang**] Tried Betty Sue —

[**G hang**] tried Betty Lou —

[**G hang**] Tried Mary Sue but I

[**G hang**] knew it wouldn't do

Ba- ber [**C**] Ann [BA-BA-BA BA-BA-BER ANN]

Ba- ber [**G**] Ann [BA-BA-BA BA-BA-BER ANN]

You got me [**D hang**] rockin and a-rollin

[**C hang**] rockin and a-reelin

Bar-ber — [**G**] -Ann [BA-BA-BA BA-BA-BER ANN]

OUTRO:

[**G**] Ba- ber - Ann Ba — ber — Ann

[**G**] Ba- ber - Ann Ba — ber — Ann

Yeah, [**C**] Ba — ber — Ann Ba — ber — Ann

Oh [**G**] Ba — ber — Ann Ba — ber — Ann

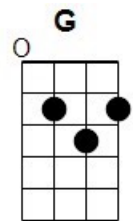
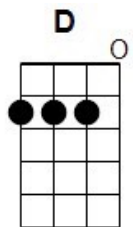
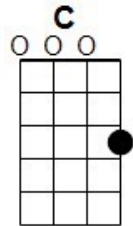
You got me [**D hang**] rockin and a-rollin

[**C hang**] rockin and a-reelin

Bar — ber — [**G-hang**] Ann

[**NC**: BA-BA-BA BA-BA-BER ANN]

GCEA



Blues
Shuffle

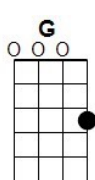
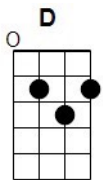
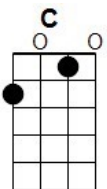
C chord: Add 2nd fret G/4th string and shuffle to 3rd fret G/4th string

D chord: Add 2nd fret A/1st string and shuffle to 3rd fret A/1st string

G chord: From G chord position, lift ring finger off E/2nd string to shuffle

Baritone

Blues shuffle



C chord: Add 2nd fret G/3rd string and shuffle to 3rd fret G/3rd string

G chord: Add 2nd fret D/4th string and shuffle to 3rd fret D/4th string

D chord: Add 4th fret G/3rd string and shuffle back to D chord.